

# Innovative IoT Technologies for Real-Time Monitoring of Temperature and Humidity in Crop Harvesting

Hanuja Korukonda<sup>1</sup>, Prakash Jogi<sup>1</sup>, Javvaji Ramadevi<sup>1</sup>

<sup>1</sup> Department of Electronics and Communication Engineering

<sup>1</sup> Sree Dattha Group of Institutions, Sheriguda, Hyderabad, Telangana

## ABSTRACT

An interesting grain drying solution is the Raspberry Pi Pico-controlled Temperature-Controlled Harvester. Traditional grain drying is laborious and imprecise, resulting in poor output. Raspberry Pi Pico microcontroller technology automates and optimises grain drying for efficiency and consistency. Temperature control improves grain quality by regulating drying conditions. Sensors control harvester temperature to prevent grain over- or under-drying. The Raspberry Pi Pico controller allows real-time modifications for environmental adaptation. Temperature sensors, a fan system, and a Raspberry Pi Pico Microcontroller work together to control temperature. Farmers can modify and automate drying parameters using the easy-to-use interface. Energy-efficient design reduces drying resource use. The Raspberry Pi Pico-controlled & Temperature-Controlled Harvester meets modern agricultural needs with a reliable, cost-effective, and sustainable grain drying solution. Improved grain quality, lower post-harvest losses, and agricultural efficiency result from streamlining the drying process.

**Keywords:** IoT, Temperature Control, Humidity Control, Agriculture, Harvesting System, Raspberry Pi Pico, Microcontroller, Grain Drying, Precision, Automation.

## 1. INTRODUCTION

Traditional methods of drying grains, exemplified by the widely practised sun drying technique, confront inherent challenges characterized by inefficiencies and unreliability. These approaches are susceptible to the capricious nature of weather conditions, such as rain and wind, introducing a

significant risk of spoilage and yield loss. Moreover, the manual labour entailed in the sun drying process amplifies the time consumption and labour intensity, further complicating the efficiency of grain drying operations. In response to these enduring challenges, a discernible paradigm shift has taken place in the domain of grain drying, witnessing a growing inclination towards automated systems. Among these innovative solutions, the Raspberry Pi Pico -controlled & temperature-controlled harvester has emerged as a promising and effective remedy.

The Raspberry Pi Pico-controlled & temperature-controlled harvester represents a sophisticated technological solution, integrating an array of sensors and actuators that operate autonomously to monitor and regulate the temperature and humidity within the grain drying environment. This automation not only expedites the drying process but also serves as a preventative measure against the risks of spoilage. Key components of this cutting-edge system encompass the Raspberry Pi Pico microcontroller, temperature and humidity sensors, a heater for temperature adjustment, and a fan designed to facilitate air circulation within the drying environment.

## PROBLEM STATEMENT:

Traditional grain drying methods utilized in agriculture are marked by inherent inefficiencies and imprecise control, resulting in suboptimal outcomes for farmers. The labor-intensive nature of these conventional techniques not only demands considerable manual effort but also leads to inconsistencies in the drying process, negatively impacting the quality of harvested grains.

Moreover, the lack of precision in regulating drying conditions often results in over-drying or under-drying, further diminishing the overall quality and market value of the grains.

The existing challenges necessitate a paradigm shift towards innovative solutions that address the limitations of traditional grain drying methods. There is a critical need for a system that can automate and optimize the grain drying process, offering efficient and consistent results. The inadequacies of current approaches underscore the urgency to leverage advanced technologies to enhance the overall quality of the drying environment, ensuring optimal conditions for preserving grain quality.

Farmers currently lack access to a reliable, cost-effective, and sustainable grain drying solution that aligns with the modern requirements of agricultural practices. The absence of a systematic approach to temperature control and real-time monitoring leaves farmers vulnerable to environmental variations, leading to unpredictable and often undesirable outcomes in grain drying.

In light of these challenges, the proposed Raspberry pi Pico-controlled Temperature-Controlled Harvester emerges as a compelling solution. It aims to revolutionize grain drying practices by introducing precision, automation, and adaptability to environmental conditions. This project seeks to address the pressing issues faced by farmers in the drying process, providing a technologically advanced system that optimizes resource consumption, reduces post-harvest losses, and enhances the overall efficiency of grain drying in contemporary agricultural settings.

## **2. LITERATURE REVIEW**

**N. Sreedhar Reddy:** Efficient drying from any mobile paddy dryer would result in the superior quality of the product within a desirable time. Dryer was evaluated using 5332.5 kg of freshly harvested paddy at 21.01% moisture content (w.b). The air velocity at top layer was found to vary from 0.50 to 0.33 m/s at loading condition and 1.7 to 0.6 m/s at no-load condition. The moisture content, the coefficient of uniformity (Cu) and moisture ratio at bottom of the drying chamber were observed to vary from 21.03 to 13.44% (w.b), 91.47 to 98.32%, and 0.928 to 0.085 respectively during the start to the end of the drying. The temperature of the drying chamber at bottom and top layers were

found to vary from 35.57 to 32.47°C and 40.63 to 32.47°C, respectively. The relative humidity values at the bottom and top layers were 95.87 to 94.27% and 72.40 to 93.43%, respectively during drying. At the end of drying after 4.5 h, the final moisture was estimated to be 15.23% (w.b).[1]

**Kumara Reddy Rao:** Paddy is one of the largest consuming foods with the subsequent increase of food growing. Especially in rural areas, there is an accompanying need for preservation method. Though the steam driers are available and they all are having capacities of more than 20 tones. this much of quantity small scale farmers are didn't get. Then, they will go for natural drying by sun. they are fully depending on sun light; this will be getting difficulty to farmers in rainy season. While drying in fields or Road side, domestic animals disturb the spreader Grains, this will be difficult task especially in rural area. During the rainy season no farmer have a chance to spread the gains in the fields because of, the rain water will be stored in the field area. Also, not every former has a much space under sheds to store the grains till rain gets over. Also, sun drying have some disadvantages like slow drying process. In sun drying process for some time farmer have to turn or stir the grains. This paper is the comprehensive work done with the aim of reducing the cost of drying and also for practical demonstration of some of the theoretical knowledge acquired. It was discovered that the drier is efficient since the heat leakage was found to be very low.[2]

**Aditya Jain:** This paper presents the design and development of an automatic solar powered grain dryer used to remove the moisture content from grains, post harvesting. The drying is achieved by allowing the heat from heat chamber to flow on to the conveyor belt with the help of exhaust fans present in the heat chamber. The grains are layered evenly on the conveyer belts upon which the heated air is passed to extract the moisture from the grains. Arduino Uno (ATmega328P) along with the appropriate sensors are used to monitor and control the moisture content, speed of the motor and temperature of the heating chamber. Based on the moisture content present in the grains, the sensor sends the control signal to the controller. Thus, the speed of the conveyer belt is adjusted accordingly to maintain required moisture content in the grains, which is ideally required for storage. The prototype of the system is developed and powered using solar

photovoltaic energy generated from 10W solar panel in conjunction with buck-boost converter and charge controller. The results show a good response in removing the initial moisture content from 30% to 14% from the grains without altering their nutrition values.[3]

**Dr. I. A. Khan:** This project intent to design and develop the concept of the domestic grain dryer which used to remove the moisture content from grain. The drying is achieved by allowing the heat from heat chamber to flow through the trays placed in dryer cabinet with the help of exhaust fan present in the heat chamber. The grains are layered evenly in the trays through which the heated air is passed to extract the moisture from the grains. The appropriate sensors are used to monitor and control the moisture content and air temperature of the cabinet. Based on the inside temperature present in the cabinet, the sensor sends the control signal to the controller. Thus, the constant desired temperature is maintained using control system.[4]

**R. YADOLLAHINIA:** Because of the importance of rice cracking in milling process, precision control of drying conditions is important. For this purpose, it is necessary to determine drying kinetics and obtain the moisture change during the drying process. In this paper, design, fabrication and testing of an automated thin-layer dryer is presented. Experiments on the drying kinetics of rice paddy (Fajr cv.) were conducted at five drying air temperatures, ranging from 30 to 70, in four air velocities, ranging from 0.25 to 1.0 m/s and three replicates (60 runs altogether) with initial moisture content of 25% (d.b.) at the start of all runs. During drying, the mass loss was measured continuously. Experimental curves of the drying rate versus time grouped by air temperature showed the strong dependence of drying rate with temperature revealed that: (a) drying rate increased when air temperature increased and (b) moisture transfer occurred during the falling rate period of drying. However, when the curves of moisture ratio versus time were grouped by air velocity, very weak dependence of moisture ratio with velocity was observed. Increase in air velocity from 0.25 to 1 m/s had little effect on the drying period paddy. Drying curves obtained from the experimental data, fitted to eight thin layer models and compared with three statistical parameters, showed that two terms model can predict moisture change with greater accuracy than other models.[5]

**M. Olaniyan:** Rice (*Oryza sativa*) is an important food crop which belongs to the Gramineae (grass) family. It is an excellent source of carbohydrates, vitamins (such as vitamin D), minerals (such as

thiamine, iron, riboflavin and calcium), fibre and other nutrients that are valuable for human growth and health. As a staple food for more than 60 percent of the world population, rice is low in fat and salt and contains no cholesterol, preservatives or additives that are injurious to human health. Drying is one of the most important processes involved in the postharvest handling and processing of rice - other processes include threshing, parboiling, post-drying milling, cleaning, polishing and packaging.[6]

**Johannes P. Angula:** Solar energy is one of the renewable energy sources which is abundant and pollution free. Over the years it has grown rapidly in the field of agriculture for the purpose of food preservation. The use of solar energy to dry agricultural products can be achieved using three techniques, namely, direct solar drying, indirect solar drying, and mixed-mode solar drying. Drying of agricultural products is usually modelled as either thin layer or deep bed layer. Various researchers have conducted numerous experiments and simulations to study and model the performance output of solar dryers in terms of the outlet temperature, type of heat collector, drying air velocity, drying period, and moisture removal rate.[7]

**WILSON KWAKU KALLAI:** A low-cost, 250kg to 1-tonne capacity continuous-flow mixing grain dryer (LSU type) was designed and developed. The dryer consists of three main parts: 1) the drying chamber made of inverted V-shaped ducts, to which the plenum inlet is connected; 2) the blower, with a 750 W (1 hp) electric motor and centrifugal fan which provides the drying air; 3) 1 kW electric heater, 4) discharge rollers powered by a 3kW electric gearmotor with a 37.5:1 reduction gearbox. Trials conducted between April and June, 2011 showed that paddy rice, at initial moisture content (MC) of 19.7%- 26.6% dried to 11.8%- 13.5% respectively. Sun drying was also carried out as control. The drying period for the mechanical drying ranged from 4.8-5.7h and that for sun drying was 5h. The moisture reduction rate ranged from 1.16-2.41%/h for the mechanical drying and 2.18% for sun drying. Milling recovery and head rice yield from mechanical drying were better than for sun drying. The heat efficiencies of drying the four consignments ranged from 36.40%-62.70%. Although power consumption was not measured,

the operating cost would reduce if a biomass (rice husk) burner is used instead of electrical energy.[8]

#### 4. PROPOSED SYSTEM

In this innovative project, a functional model of a temperature-controlled harvester has been meticulously crafted, incorporating a variety of essential components to optimize the grain drying process. The system is equipped with a suite of key elements, including a temperature sensor, humidity sensor, mode switches for both heating and engine temperature control, a Raspberry Pi Pico microcontroller, an LCD display, a DC fan, and an AC heater.

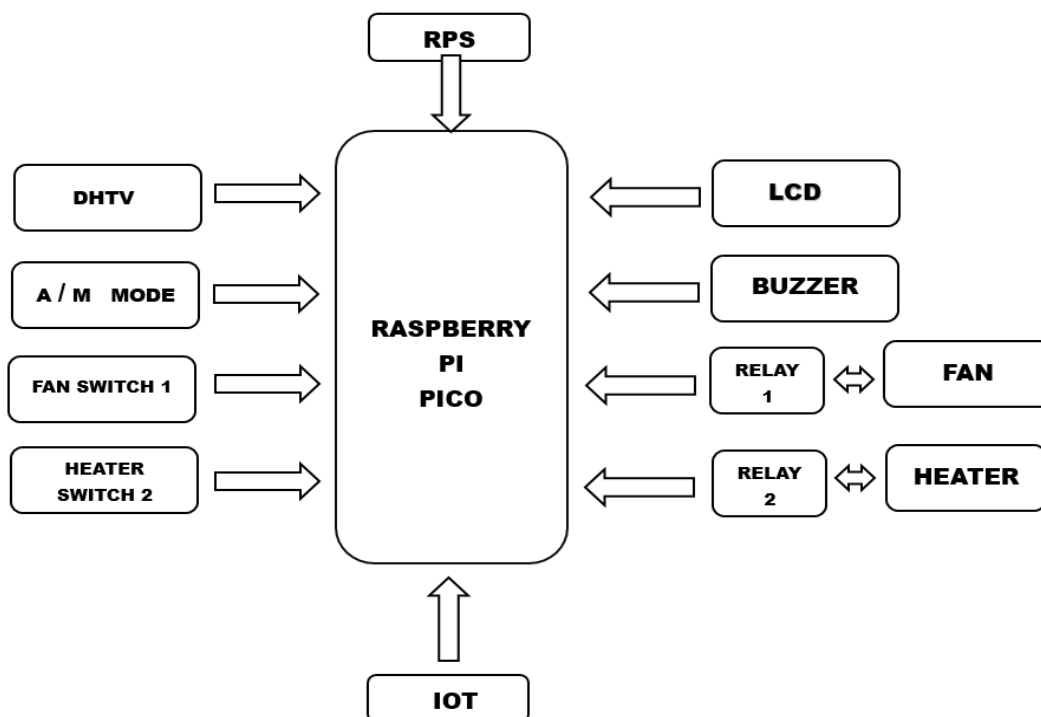
The functionality of the harvester is enhanced by the strategic placement of a humidity sensor within the grains chamber. This sensor diligently monitors the humidity levels in the grains and transmits real-time data to the Raspberry Pi Pico microcontroller. Upon sensing the need for drying, the controller promptly activates the AC heater, initiating the drying process. As the grains reach the desired dryness level, the humidity decreases, prompting the controller to deactivate the heater, ensuring optimal grain quality.

Recognizing the potential overheating of the harvester's engine during the drying process, a temperature sensor is thoughtfully positioned near the engine. In the event of engine overheating, the system triggers the activation of a DC fan. This proactive measure serves to safeguard the harvester's engine, preventing potential damage due to excessive heat.

The introduction of mode switches adds a layer of versatility to the system. These switches allow for a seamless transition between auto-mode and manual mode for the heater. This feature provides users with the flexibility to manually control the heating process when necessary, offering a practical solution for specific operational scenarios.

In summary, this temperature-controlled harvester model demonstrates a comprehensive and intelligent approach to grain drying. By integrating sensors, switches, and a Raspberry Pi Pico microcontroller, the system ensures precise control over the drying environment, promoting efficiency, and safeguarding the harvester's engine. The inclusion of manual control options enhances user adaptability, making this model a practical and effective solution for optimizing the grain drying process in agricultural settings.

#### BLOCK DIAGRAM:



## WORKING:

In this system there are totally four Sections/Modules

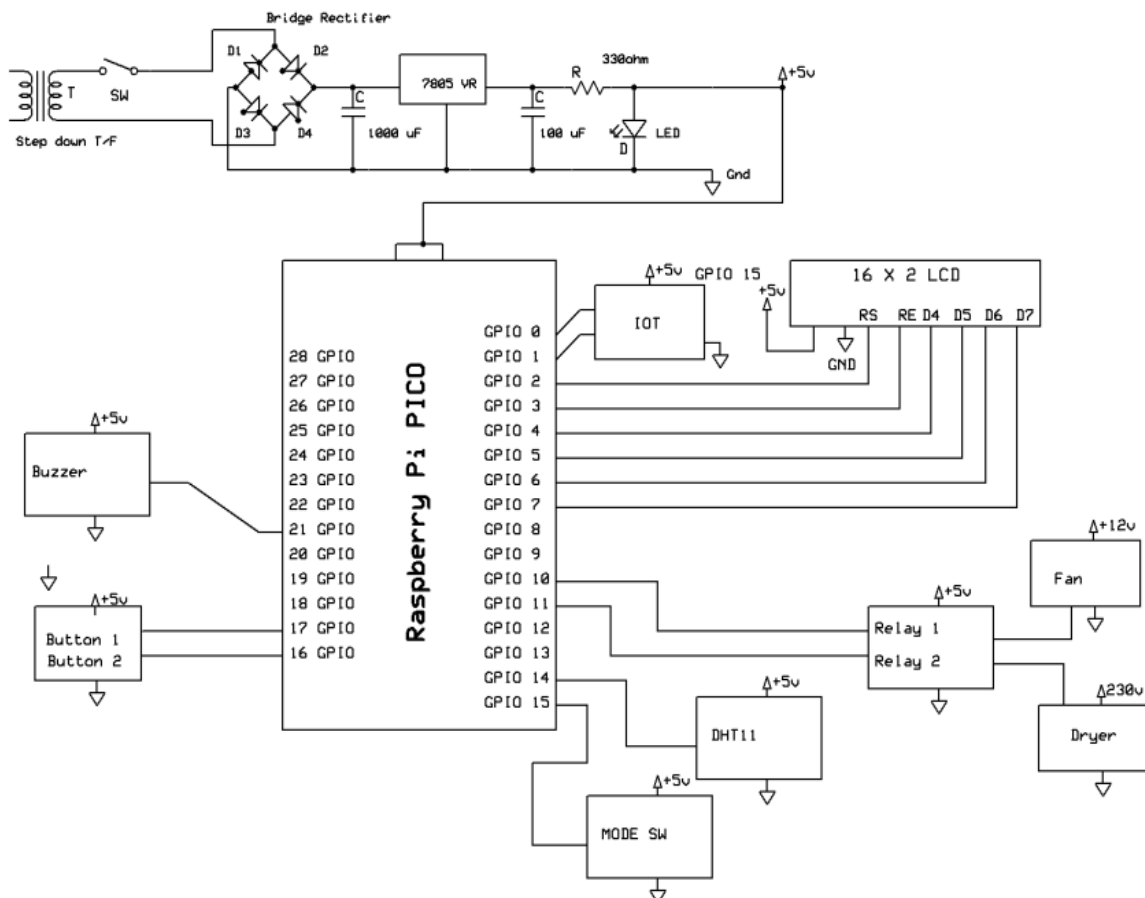
1. Regulated power supply (RPS)
2. Input Section
3. Output Section
4. Raspberry pi Pico Micro Controller

The RPS module converts the 230 volts into 5V of dc. The 5v of power supply goes to all components in the system. The Input of the project is Temperature and Humidity sensor, mode switch, manual switches. The Temperature and Humidity sensor (DHT11) is used to sense the wet percentage of Grains/Beans in the drum. The mode switch is used for switching the modes either manually or automatically, and two manual switches are provided in the circuit i.e, fan and heater switches by manual mode of operation.

The output module has LCD, Buzzer, IOT, Relay-1 is attached with DC fan and Relay2 is attached with heater. The IOT server can send the data and

display the data in web server app. In Raspberry pi Pico microcontroller contains the software programming code in embedded C. The main purpose of the microcontroller is to process the data and then controlling the data. Once we should on the kit, we need to reset the kit because to connect WIFI to IOT server. The kit is reset and then the LED displays “Temperature Control Harvester”. After we configure to IOT server by using a web application.

Once the mobile data of your mobile is ON and connect your hotspot to the circuit, so that it can access internet for uploading the data of temperature and humidity levels of the grains in web application. The DHT11 sensor sense the temperature and humidity levels in the grains and displays it on LCD. In Automatic mode the microcontroller receives the data from the sensor and performs the operation of grain drying. We can also operate this circuit by using the manual mode function. And finally, the grains are ready for packing and selling.



## **APPLICATIONS:**

**Precision Agriculture:** By monitoring temperature and humidity levels in real-time, farmers can optimize crop growth conditions, ensuring that plants receive the necessary environmental parameters for optimal growth.

**Crop Management:** Farmers can remotely monitor and adjust temperature and humidity levels to prevent crop stress or disease outbreaks, leading to healthier and higher-yielding crops.

**Greenhouse Management:** IoT sensors can be used to regulate temperature and humidity levels inside greenhouses, ensuring that crops are protected from extreme weather conditions and providing a controlled environment for year-round cultivation.

**Crop Storage and Preservation:** IoT devices can also be employed to monitor temperature and humidity levels in storage facilities to prevent spoilage and maintain the quality of harvested crops.

**Energy Efficiency:** By automatically adjusting environmental parameters based on real-time data, IoT systems can optimize energy usage in agricultural operations, leading to cost savings and reduced environmental impact.

**Remote Monitoring and Management:** Farmers can monitor and control the temperature and humidity levels of their agricultural operations remotely using smartphones or computers, allowing for timely interventions and adjustments.

**Data Analytics and Decision Making:** IoT systems collect vast amounts of data on environmental conditions, which can be analyzed to gain insights into crop performance, optimize

resource allocation, and make informed decisions for future agricultural practices.

**Integration with Other Systems:** IoT-based agriculture systems can be integrated with other smart technologies such as irrigation systems, weather forecasting, and crop management software, creating a comprehensive and interconnected agricultural ecosystem.

## **ADVANTAGES:**

**Precision Control:** IoT technology enables precise monitoring and control of temperature and humidity levels, allowing farmers to create optimal growing conditions for crops.

**Increased Yields:** By maintaining optimal environmental conditions, IoT systems can help increase crop yields and improve the quality of harvested produce.

**Resource Efficiency:** Efficient use of water, energy, and other resources is possible with IoT-based systems, as they enable targeted and automated adjustments based on real-time data.


**Remote Monitoring and Management:** Farmers can remotely monitor and manage their agricultural operations, reducing the need for physical presence and enabling timely interventions.

**Data-driven Decision Making:** IoT systems collect and analyze large amounts of data, providing valuable insights for informed decision-making and better crop management practices.

**Reduced Labor Costs:** Automation of monitoring and control tasks can help reduce labor costs associated with traditional agriculture practices.

**Environmental Sustainability:** By optimizing resource usage and reducing waste, IoT-based systems contribute to environmental sustainability in agriculture.

#### 4.RESULTS



Here the circuit is turned ON by giving the regulated power supply of 12v which is converted to 5v dc current. The LED is the indication for 5v current so, if there is 5v current then automatically the LED glows. The generated 5v dc current passes to every hardware component in the circuit.



When we hit the reset button after providing the regulated power supply, the LED display “Temperature Control Harvester” the output may be seen in the following image after we have connected the IOT module via a Wi-Fi Connection.



The LED displays the Temperature and humidity levels and mode switches on LED by sensing the grain humidity values. We can see in the above placed picture how the values are represented.

[Hello /iot682 Welcome to IOT Server](#)  
[Refresh](#)  
[Switch to Graph View](#)

Page 1 of 3 [Next](#)

S.No	Temperature	Humidity	Date
1	41	41	2024-02-16 12:27:46
2	43	36	2024-02-16 12:27:26
3	45	34	2024-02-16 12:27:06
4	47	36	2024-02-16 12:26:46
5	42	45	2024-02-16 12:26:26
6	34	90	2024-02-16 12:25:29
7	34	90	2024-02-16 12:25:09
8	32	91	2024-02-16 12:21:35
9	31	90	2024-02-16 12:21:15
10	41	40	2024-02-16 10:55:12
11	43	36	2024-02-16 10:54:51
12	44	34	2024-02-16 10:54:31
13	48	29	2024-02-16 10:53:51
14	48	30	2024-02-16 10:53:31
15	34	90	2024-02-16 10:52:51
16	34	90	2024-02-16 10:52:31
17	35	90	2024-02-16 10:48:16
18	33	92	2024-02-16 10:44:02
19	33	92	2024-02-16 10:43:42
20	33	92	2024-02-16 10:43:22

Here the image displays the output of microcontroller. The High humidity grains are to be normalized by the help of heater and data is stored in the web.

## **5.CONCLUSION**

In conclusion, the development of the Raspberry pie Pico Temperature-Controlled Harvester represents a significant stride towards addressing the shortcomings of traditional grain drying methods. The project successfully tackles the labour-intensive and imprecise nature of conventional techniques by introducing a comprehensive, automated, and optimized solution. Leveraging the capabilities of Raspberry pie Pico microcontroller technology, the system ensures efficient and consistent grain drying while significantly enhancing the quality of the harvested grains.

The incorporation of temperature control mechanisms, monitored by sensors within the harvester, stands out as a pivotal feature. This not only regulates the drying environment but also prevents common issues such as over-drying or under-drying of the grains. The real-time adjustments facilitated by the Raspberry pie Pico controller further underscore the system's adaptability to varying environmental conditions, ensuring optimal drying parameters.

The synergy of key components, including temperature sensors, a fan system, and the Raspberry pie Pico microcontroller, operates seamlessly to achieve precise temperature control. The user-friendly interface empowers farmers to customize drying parameters, offering a tailored and automated solution that minimizes manual intervention.

Moreover, the project places a strong emphasis on energy efficiency, designed to minimize resource consumption during the grain drying process. This, coupled with the reliability and cost-effectiveness of the Raspberry pie pico-controlled Temperature-Controlled Harvester, positions it as a sustainable solution aligned with the evolving needs of modern agricultural practices.

In essence, this innovative technology promises a reliable, cost-effective, and sustainable approach to grain drying, addressing critical aspects such as improved grain quality, reduced post-harvest losses, and increased overall efficiency in the agricultural sector. As a transformative solution, the Raspberry pie pico-controlled Temperature-

Controlled Harvester holds the potential to significantly impact and enhance the practices of grain cultivation, contributing to a more resilient and productive agricultural landscape.

## **REFERENCES**

- [1]. N. Sreedhar Reddy1\*, Y. Prem Santhi1, K. Ramya Sree1, K. Ch. S. Sai Kiran1 and S. Vishnu Vardhan2(2018).“Performance Testing and Evaluation of On-Farm Mobile Paddy Dryer”, Current Journal of Applied Science and Technology 28(1): 1-9, 2018; Article no.CJAST.42005
- [2]. Kumara Reddy Rao, Review on Multi Grain Dryer International Journal of Research in Engineering and Science (IJRES) ISSN (Online): 2320-9364, ISSN (Print): 2320-9356 www.ijres.org Volume 10 Issue 10 | October 2022 | PP. 464-469
- [3]. Aditya Jain, Aftab Pasha H, Balaji V, Rohitha R, Kiran Kumar B M, “Design and Development of Solar Powered Automatic Grain Dryer for Storage” (2019).
- [4]. Dr. I. A. Khan, 2. Sumit Kumar T. Bambole, 3. Mrunal B. Anand, 4. Pravin S. Biswas, “CONCEPTUAL DEVELOPMENT OF DOMESTIC GRAIN DRYER” (2021). Journal of Emerging Technologies and Innovative Research.
- [5]. A.R. YADOLLAHINIA, M. OMIDI AND S. RAFIEE, “Design and Fabrication of Experimental Dryer for Studying Agricultural Products” (2008), INTERNATIONAL JOURNAL OF AGRICULTURE & BIOLOGY ISSN Print: 1560–8530; ISSN Online: 1814–9596 07-284/AWB/2008/10–1–61–65.
- [6]. A. M. Olaniyan1, A. A. Alabi2, “Department of Agricultural and Biosystems Engineering, Faculty of Engineering and Technology” ,University of Ilorin, P. M. B. 1515, Ilorin 240003, Kwara State, Nigeria Conceptual design of a column dryer for paddy rice: Fabrication and testing of prototype.
- [7]. Johannes P. Angula and Freddie Inambao\*, “REVIEW OF SOLAR GRAIN DRYING” (2019). International Journal of Mechanical Engineering

and Technology (IJMET) Volume 10, Issue 11, November 2019, pp. 275-296, Article ID: IJMET\_10\_11\_024 Available online at <http://iaeme.com/Home/issue/IJMET?Volume=10&Issue=11> ISSN Print: 0976-6340 and ISSN Online: 0976-6359.

[8]. wilson kwaku kallai bsc. mechanical engineering, knust, kumasi, design, “development and evaluation of a continuous-flow mixing grain dryer” (2011). a thesis submitted to the department of agricultural engineering, kwame nkrumah university of science and technology.